

The United Nations Financial Situation

Catherine Pollard
Under-Secretary-General
Management Strategy, Policy and Compliance

United Nations

5 May 2022







Chart ! - "egular #udget Collection Trend

Monthly collections fluctuate a lot, large amounts are uncertain and received at the end of the year, hindering timely allocation of resources to mandated activities.



■ "egular \$udget
Peace%ee ing
Tri\$unals

Chart 2 - Regular Budget Cash Balance Trend



■ Regular Budget
Peacekeeping
Trust Funds

Chart & - "Regular Budget Cash Position



Regular budget cash position at the end of 2021 was a significant improvement over 2020 (2020: 1.76 billion USD, 2021: 1.17897 billion USD)

	2020	2021	2020	2021
Regular Budget	1,760,000,000	1,178,970,000	1,760,000,000	1,178,970,000
Working Capital Fund	150,000,000	150,000,000	150,000,000	150,000,000
Special Account	20,000,000	20,000,000	20,000,000	20,000,000
Combined General Fund	1,000,000,000	1,000,000,000	1,000,000,000	1,000,000,000

Regular Budget
Peacekeeping
Trust Funds

Chart - - "Regular Budget (Assessment Status

Unpaid assessments at the end of the year improved, but the situation at the end of April is worse compared to 2011.




	December-20	December-21	April-21	April-22
Prior year's balance	1,111	1,011	1,011	1,111
Assessments	2,111	2,055	2,055	2,055
Payments received	2,111	2,111	2,111	2,111
Unpaid assessments	1,011	1,111	1,111	1,111

Regular Budget
Peacekeeping
Trust Funds

Chart 5 - Regular Budget Assessments

Number of Member States paying in full at Year-End



Regular Budget
Peacekeeping
Trials

Chart * - "Regular Budget (Assessments

"Fully paid at 1 December 2021#15 Member States*



■ "Regular Budget
Peacekeeping
Trust Funds

Albania	Cote d'Ivoire	Indonesia	Montenegro	Sierra Leone
Algeria	Croatia	Iraq	Morocco	Singapore
Andorra	Cuba	Ireland	Mozambique	Slovakia
Armenia	Cyprus	Israel	Namibia	Slovenia
Australia	Czech Republic	Italy	Nauru	South Africa
Austria	Democratic People's Republic of Korea	Jamaica	Nepal	Spain
Azerbaijan	Denmark	Japan	Netherlands	Sri Lanka
Bahamas	Dominican Republic	Kazakhstan	Netherlands (Aruba)	Sweden
Bahrain	Dominican Republic	Kenya	Nicaragua	Switzerland
Bangladesh	Dominican Republic	Kiribati	Niger	Taiwan
Barbados	Egypt	Kyrgyzstan	North Macedonia	Timor-Leste
Belarus	El Salvador	Lao People's Democratic Republic	Norway	Togo
Belgium	Eritrea	Latvia	Norway (Faroe Islands)	Tonga
Belize	Estonia	Lebanon	Paraguay	Trinidad and Tobago
Benin	Ethiopia	Libya	Philippines	Turkey
Bhutan	Ghana	Liechtenstein	Poland	Turkmenistan
Bolivia (Plurinational State of)	Guatemala	Lithuania	Portugal	Tuvalu
Bosnia and Herzegovina	Guinea-Bissau	Malaysia	Russia (Armenia)	Uganda
Botsswana	Honduras	Maldives	Russian Federation	Ukraine
Burkina Faso	Hong Kong (China)	Mali	San Marino	United Arab Emirates
Bulgaria	Hong Kong (China)	Malta	Saint Kitts and Nevis	United Kingdom of Great Britain and Northern Ireland
Burundi	Honduras	Marshall Islands	Saint Lucia	United States of America
Cabo Verde	Hungary	Mauritania	Samoa	Uruguay
Cambodia	Iceland	Mauritius	San Marino	Uzbekistan
Canada	India	Me4ico	Saudi Arabia	Vanuatu
Central African Republic	Indonesia	Micronesia	Senegal	Yemen
Chad	Iran (Islamic Republic of)	Monaco	Serbia	Zambia
Chile	Kenya	Mongolia	Seychelles	Zimbabwe
China	Madagascar			
Colombia	Malawi			
Costa Rica	Maldives			

* compared to 144 Member States at 1 December 2020

5 May 2022

2021

C(ND)
 +rmenia
 , elgium
 , ulgaria
 -anada
 -uba
 ! enmar5
 "inland
 /ermany
 0celand
 0ndia
 0reland
 2iribati
 7at8ia
 7u9embourg

F7#D
 +lbania
 +ustralia
 +ustria
 +.erbai4an
 , a%rain
 , %utan
 , osnia and
 6er.ego8ina
 , runei
 ! arussalam
 -%ad
 -roatia
 -yprus
 -.ec% &public
 ! 4ibouti
 Estonia
 "rance
 6ungary
 0taly
 2u\$ait
 2yrgy.stan
 7iec%tenstein
 7it%uania
 Malaysia
 Montenegro
 Morocco
 Namibia
 Nepal
 Nor\$ay

(P"D)
 , anglades%
 , arbados
 -%ina
 Egypt
 /reece
 0ndonesia
 1amaica
 1apan
 2a.a5%stan
 Mali
 <atar
 &ussian "ederation
 Saint 7ucia
 =nited 2ingdom of
 /reat , ritain and
 Nort%ern 0reland
 =.be5istan

TAT(;B0/

2022

C(ND)
 +lgeria
 +rmenia
 +.erbai4an
 , arbados
 , elgium
 , runei ! arussalam
 , ulgaria
 -anada
 -uba
 ! enmar5
 Estonia
 "inland
 /eorgia
 /ermany
 6ungary
 0celand
 0ndia
 0reland
 2a.a5%stan
 2u\$ait
 7at8ia
 7iec%tenstein
 7u9embourg
 Malaysia
 Malta
 Namibia
 Nauru
 Net%erlands
 Nor\$ay
 : alau
 : oland
 : ortugal

F7#D
 +ustralia
 +ustria
 , a%rain
 , %utan
 , osnia and
 6er.ego8ina
 -yprus
 "i4
 "rance
 2yrgy.stan
 7it%uania
 Maldie8es
 Monaco
 Mongolia
 Morocco
 Nepal
 Ne\$; ealand
 &public of Moldo8a
 Samoa
 Slo8enia
 Sout% +frica
 Spain
 3imor-7este
 3u8alu
 ; ambia

MC"
 +ngola
 +ntigua and , arbuda
 -olombia
 -.ec% &public
 Et%iopia
 /reece
 0taly
 1ordan
 2enya
 2iribati
 Nigeria
 Nort% Macedonia
 San Marino
 Serbia
 3%ailand
 3rinidad and 3obago

TAT(;B0*

Chart 0 - Un aid "egular #udget (ssessments



"egular \$udget

Chart !! - Unaid Peacekeeping Assessments by Allocation at 30 April 2022




Peacekeeping	2021 and Prior	2022	Total
Regular Budget	10.2	10.0	20.2
Peacekeeping	4.0	1.0	5.0
Trust Funds	11.2	0.1	11.3
Missions	40.5	15.0	55.5
Non-Missions	2.1	1.0	3.1
Missions - S-10	12.0	2.5	14.5
Non-Missions *	12.4	2.1	14.5
Non-Missions +	24.5	5.4	30.0
Non-Missions	14.0	1.0	15.0
Non-Missions	11.2	14.1	25.3
Missions - SM+	0.0	2.4	2.4
Missions - S-10	0.0	2.0	2.0
Subtotal	12.2	1.0	13.2
	15.0	-	15.0
TATC	12.2	1.0	13.2

Regular Budget
 Peacekeeping
 Trust Funds

* -losing mission

Chart 2 - Peacekeeping Assessments

Fully paid for all assessments due and payable at 31 December 2021#
 5D Member States*



Algeria
 Armenia
 Austria
 Bahrain
 Bahamas
 Belgium
 Botswana
 Bulgaria
 Canada
 Central American Republics
 Costa Rica
 Côte d'Ivoire
 Croatia
 Cuba
 Cyprus
 Democratic People's Republic of Korea
 Denmark
 Estonia
 Finland

France
 Germany
 Greece
 Guinea-Bissau
 Guyana
 Hungary
 Iraq
 Ireland
 Israel
 Italy
 Kazakhstan
 Kyrgyzstan
 Latvia
 Liechtenstein
 Malta
 Mexico
 Monaco
 Mongolia
 Namibia

Netherlands
 New Zealand
 Nicaragua
 Poland
 Portugal
 Qatar



Regular Budget
 Peacekeeping
 Tribunals

United Nations Security Council Resolution 2413 (2019) (P) 13. 2019 (e)-

* - compared to 4C Member States at 31 December 2020

Chart !& - Peace%ee ing (ssessments

"ully paid at 0 +pril



Chart 1 - - UN Aid Peacekeeping Assessments



Member State	2021-22
United States	1,000
China	500
Russia	200
Saudi Arabia	150
Venezuela (Non-Aligned Movement)	100
Other Member States	800
Total	2,750*

Regular Budget
 Peacekeeping
 Tribunals

!-

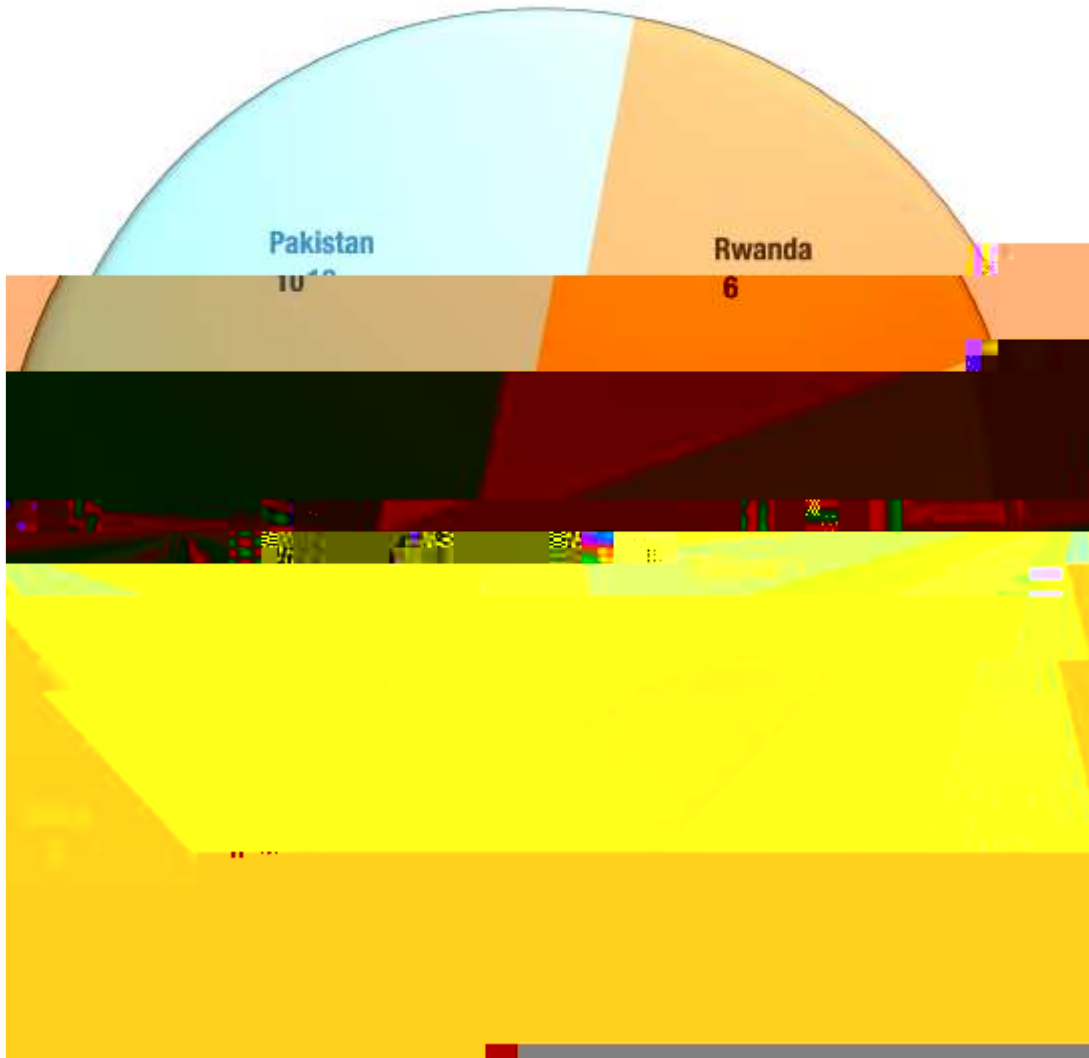


"regular \$udget

Chart 10 Outstanding Liabilities to Member States

(for troops formed, police units and contingent-owned equipment*)

Outstanding liabilities
30 April 2022
(\$37m)*



Regular Budget
Peacekeeping
Trust Funds

*excludes Closed Peacekeeping Mission's liabilities, Letters of Assist and death and disability claims

Chart 20 - Tri\$unal (ssessments at &0 (ril 2022



	;ast (ssessed	(ssessed in 2022	Un aid (ssessments
M&CT	Canuary 2022	,2	* -
&CTL	Canuary 20! /	-	2!
&CT"	Canuary 20! *	-	*
Total		,2	0!8


"egular \$udget
Peace%ee ing
■ Tri\$unals

1Com ared to K/* million at &0 (ril 202!

Chart 2! - Tri\$unal C\$ssessments

"ully paid at 0 +pril 2022# C Member States*

+ndorra	! enmar5	7at8ia	&omania
+rmenia	Estonia	7iec%tenstein	Saint 2itts and Ne8is
+ustralia	Et%iopia	7it%uania	Saint 7ucia
+ustria	"inland	7u9embourg	Samoa
+ .erbai4an	"rance	Malaysia	San Marino
, a%rain	/eorgia	Maldi8es	Serbia
, arbados	/ermany	Mauritania	Singapore
, elgium	/reece	Mauritius	Slo8a5ia
, %utan	6ungary	Monaco	Slo8enia
, osnia and	0celand	Namibia	Sout% +frica
6er.ego8ina	0ndia	Nauru	Spain
, ots\$ana	0reland	Net%erlands	S\$eden
, runei ! arussalam	0srael	Ne\$;ealand	S\$it.erland
, ulgaria	0taly	Nicaragua	3%ailand
-ambodia	1apan	: oland	3imor-7este
-anada	2a.a5%stan	: ortugal	3u8alu
-uba	2u\$ait	<atar	=5raine
-yprus	2yrgy.stan	&epublic of 2orea	= .be5istan
- .ec% &epublic		&epublic of Moldo8a	



"egular \$udget
Peace%ee ing
■ Tri\$unals

*-ompared to CD Member States at 0 +pril 2021




Chart 2& -



Regular Budget
Peacekeeping
■ Tribunals

Chart 2- - A3er3ie:



&!-' ec-20 &!-' ec-2! &0-(r-2! &0-(r-22

Chart 25 - (II) Assessments

: aid in full at 5 May 2022#4 Member States*



Armenia	Georgia
Australia	Germany
Austria	Hungary
Bahrain	Iceland
Belarus	India
Belgium	Ireland
Bosnia and Herzegovina	Italy
Brazil	Japan
Bulgaria	Kazakhstan
Canada	Korea
Cuba	Kyrgyzstan
Cyprus	Lithuania
Denmark	Liechtenstein
Egypt	Luxembourg
Ecuador	Malaysia
Egypt	Monaco
France	Nauru
	Netherlands
	New Zealand

P8(1(s)-1(193318(a3. 6699(s)19(t)921. 66. 1

* - compared to 40 Member States at 5 May 2021